

Theoretical approach to protect COVID-19 using weak Energy from the pico-sized particle consisting of Proton and Electron

Sunao Sugihara^{1*} and Yuji Nagasaka²

¹Shonan Institute of Technology, Department of Human Environment, Fujisawa, Japan (General Inc. Assoc. Green Earth Again, and SIGN water research Lab. Yokohama)

²Brighton Co. Ltd. Cycle Management Company, Kofu, Japan

***Corresponding Author:** Sunao Sugihara, Shonan Institute of Technology, Department of Human Environment, Fujisawa, Japan (General Inc. Assoc. Green Earth Again, and SIGN water research Lab. Yokohama).

Received: November 09, 2021; **Published:** November 15, 2021

Abstract

Many theoretical water reports have been often published; moreover, development and or applications spread in various fields. Even the limited area, academic discussions increased since the late 1970s, although they were not necessarily relating to water itself. *Ab initio* calculation and the density-functional theory have been reported on the hydrogen bond of water molecules and interaction between monomers since the 21st century. Every research issue is associates with the water molecule itself. Here we present the theoretical idea to protect COVID-19 and the mechanism based on the water with a pico-sized particle, which is essential to our body. It has been performed with the dissociation of hydrogen bond due to pressurization (at 147 MPa) applied to normal water so that the body can quickly absorb the water. Besides the smallness, the characteristics of the water can transfer the information of the particle even in the area. The information is supposed to be “momentum” (mass and velocity) same as the solar beam emitting seven visible lights, and the data of the particle might be printed in the other matter which nature can transmute. However, we cannot visualize the information of the particle such as solar beam at present.

Introduction

Generally, the causes of disease and cancer have been researched in chemical senses such as hormones, genes, various substances including foods, other matter. However, a vaccine has been employed to protect against infectious diseases by antibodies against the virus, bacteria, fungi, and etc. In another viewpoint, we must regard the human body with a total system reported already in the 19th. We shall discuss a total system of the human body, in which water constitutes 70% in bodyweight and is said to be 80% in blood as well known. Water is more than unusual as well as it is standard material. Therefore, a variety of people reported with various fields. We do not refer to the previous papers all the time since there are tremendous amounts of publication. Even narrowing down to the molecule of water, there are researches of the structures in liquid, solid (like ice), vapor, interaction with some other material, and so forth. Therefore, we have researched the water which is supposed to be less than one molecule, in considering that a cluster of water formed with hydrogen bonds might be dissociated with our high pressure. That process generates the presumed particle, infoton, $\langle H^+ \sim e^- \rangle$ [1] in the water. Therefore, the water reported here is like an extended elementary particle in physics [2], which means very small seemingly. We call it SIGN water meaning “Spin Information Gauge Network”, although we do not discuss the physical term at present.

We experience the function of infoton both outside and inside a nucleus. The former one is to keep foods fresh in the zip-rock film [3].

In the latter, we tested to reduce radioactivity from cesium-contaminated soils repeatedly resulting in stable barium with the weak energy of infoton in Fukushima (2011~2013) [4]. The viruses and bacteria's performance is interested in what kind of reaction to water and to information of infoton. Here, we propose something interesting to explore water from two viewpoints in theoretical discussion for protecting COVID-19. Firstly, we discuss water itself referring to what kind of water we should take into a body for our immunity. In second, it is recommended that we print the device and clothes with the SIGN water information on the body.

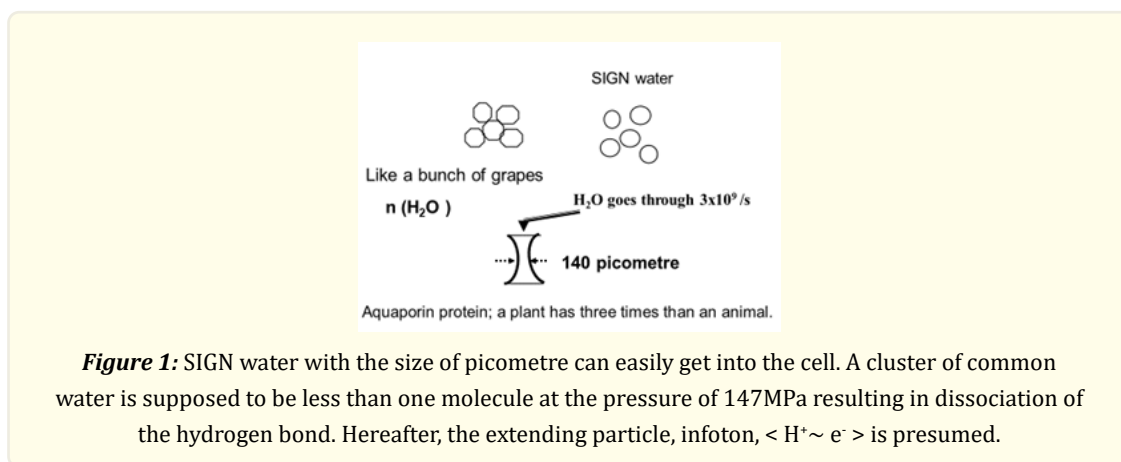
Method

Material is a common tap water without any added substances, and water is applied to high pressure (147 MPa) for 10 min in the giant facility (approx. 3mφ x 5m depth) containing water. After the process, the water in the pet bottle is named the specially-processed water (SIGN water) mentioned above. We analyzed the water to the relaxation time (T_2) and free induction decay (FID) in hydrogen-NMR (R-90H, Hitachi Co. Ltd). We compare the values of T_2 and FID with them of the tap water of the original one [5]. And then we estimate the smallness of it indirectly. The nature of the SIGN water is assumed to have characteristics in a pico-size (10^{-12} m). Moreover, we use the Fourier-Transform Infrared spectroscopy (FT-IR 6000, JASCO) to confirm the transmittance of the terahertz wave (region of 0.6 to 20 THz) through the water since the THz wave is usually absorbed by common water [5]. One precious point for the "method" associating with the original SIGN water is transferring the information that the water possesses in an area (less than approx. one meter) as well as onto a substance. The two method to print the information; 1) to immerse into the SIGN water, 2) to radiate something with the "activated" LED light (we call it SIGN light), and then the final method is to judge whether a processed-substance possesses the SIGN information or not using NMR as described above. We can use a common halo test and incubation test with an agar at room temperature as shown in the figures 3 and 4. It is recommended that every sample be kept more than one meter to avoid transferring SIGN water's information to the control besides the usual biological test.

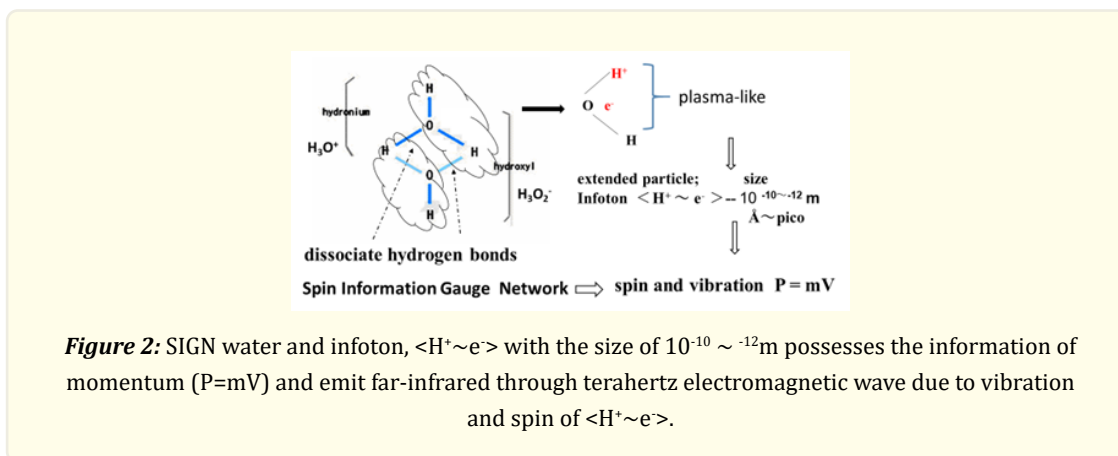
Effective absorption of water into body

Our body cell involves an aquaporin protein [6-8] to absorb water, where the narrowest part is less than 200 picometres. When water goes through the aquaporin protein, the pressure becomes to be approx. 0.8MPa. It seems to be difficult for a cluster of ordinary water (estimated five H_2O molecules corresponding to 700~800 picometres) to run through the part of the protein quickly. That is why we research the pico-sized water, as mentioned above. The SIGN water can be rapidly absorbed into the body to reach every cell. The blood and other bodily fluids go back and forth resulting in the smooth function of transferring nutrition, necessary substances and exhausting CO_2 gases.

Now, we can imagine that infoton goes into every cell through aquaporin as shown.



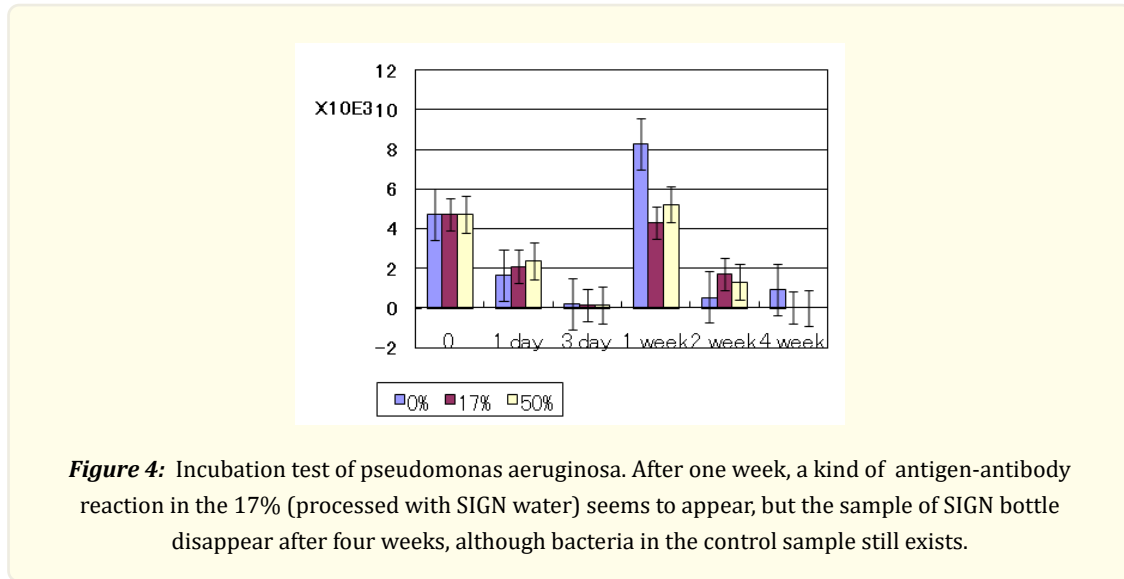
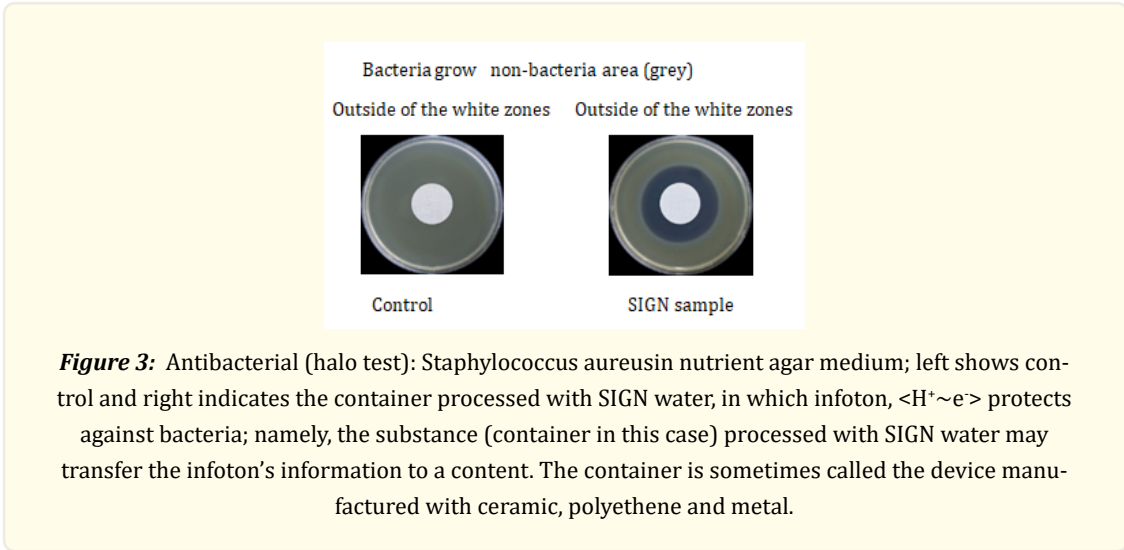
We introduce the reason why the SIGN water is so small. Hydrogen bonding strength (hereafter HB) is one-tenth of O-O bonding [9], approximately. After HB dissociation shown in Figure 2, it is not necessary to regard the O-O bonding strength. Furthermore, HB energy corresponds to our body temperature (approx. $0.03\text{eV} \approx 47\mu\text{m}$); namely, we can obtain sympathetic vibration so that every cell in a whole body can be “activated” with SIGN water. Therefore, pico-sized water is supposed to be a crucial matter to maintain immunity. The infoton has two characteristics, (i) chemical reduction due to H^+ and e^- , (ii) the information of Infoton $\langle \text{H}^+ \sim \text{e}^- \rangle$, can be transferred to another substance in the network through a gauge field (mathematical existence in space transmit energy and information) even in space. The information might be momentum described with mass (1.67×10^{-27} kg of proton and electron), and velocity is presumed to be 1% of the light speed so that water can be taken into a whole body through the aquaporin quickly.



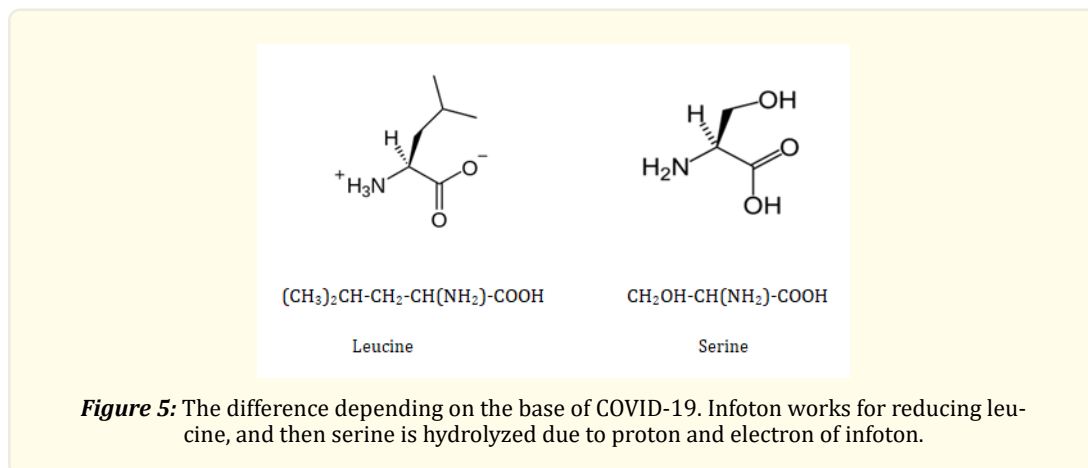
Theory for function of infoton against COVID-19

Now moving onto the function of chemical reduction of infoton, both H^+ and e^- are agents for reduction and anti-oxidation. To reduce is to cure a disease since we consider that disease is a sort of “oxidation” of a body. So, we can understand SIGN water plays a role of mend a condition, too. Therefore, infoton may firstly protect the COVID-19 to avoid bacteria or virus even if they are aerobic or anaerobic. Because anaerobic bacteria want reducing atmosphere, they may live there. However, infoton makes nitrogen in air and or in substances like amino acid activate through a lone pair electron in nitrogen [10]; namely, the activated electron protects the anaerobic bacteria, and the electron in infoton may function as electron beam, although it is weak.

Here is one of the evidences to staphylococcus aureus (Figure 3) and pseudomonas aeruginosa (Figure 4) although they are not COVID-19. We also tested Escherichia coli, but the data are not depicted here.



The development of new variations in the critical functional sites in the spike protein of SAR-CoV-2 was reported to suggest the origin and continuing evolution of the virus [10]. According to their report, the S type was found to be the ancestral version, although the L type (~70%) is more prevalent than the S type (~30%). Furthermore, the L type was more prevalent in the early stages of the outbreak in Wuhan. The frequency of the L type decreased after early January 2020. Supposed that the spike protein for COVID-19 is different, L-type is an amino acid that is leucine, and S-type's amino acid is serine, as shown in Figure 5.

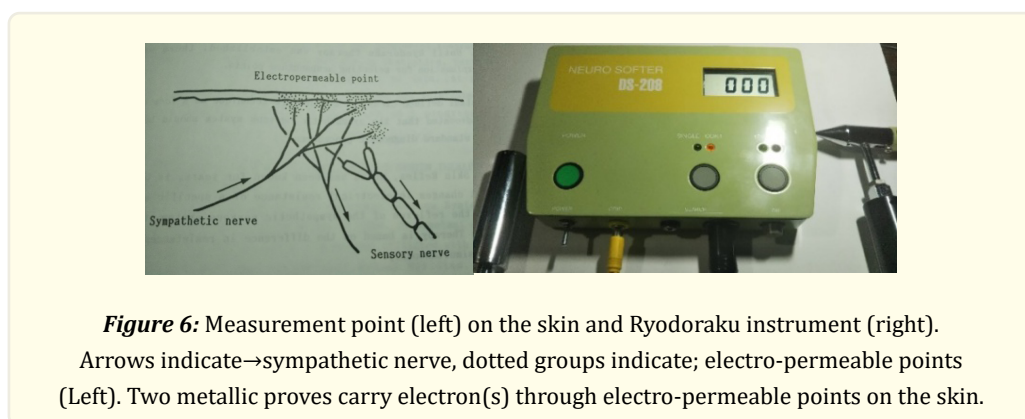


Now, infoton may effectively work for reacting to leucine so that hydrogen in ^+H_3N of leucine may pull the electron leading to H_2N , and then a lone pair electron of nitrogen (electron configuration; $2s^22p^3$) in H_2NC (serine-type) activates due to the lowest binding energy of C-N(3.1eV). The infoton can dissociate into an amino radical rather than C-C (3.5 eV) and C-H (4.1eV) ; The infoton can quickly provide an electron to the amino group leading to serine hydrolyze. Moreover, serine has nucleophile and activated with infoton. As the result, two proteins disappeared. Hence, it is crucial to perform some process to suppress the virus readily and fast. This idea is just a theory without carrying out evidence yet. However, it is easy to drink and sprinkle SIGN water on the face and into the throat. Furthermore, the device introduced above that manufactured with ceramics, metal and polyethylene can be an excellent way to protect the virus because of the information from the infoton.

Indirect effects of infoton and evaluation

Now that, blood (7~8 % of bodyweight) circulates in a whole body. From different viewpoints, electrical medical care today is the treatment to conduct the current (flow of electron) across the entire body with water and blood. Furthermore, here is one of the methods to visualize the disease with these therapeutic methods such as Ryodoraku (neuro softer instrument) [11] that measure resistivity (R) under a constant voltage (V), and then electrical conductivity (i) is calculated, for instances, in the case of $R=0.310^6\Omega m$ at 12V, then $i=40\ \mu A$ in Eq.(1). The simple schematic diagram depicts a tool in Figure 6, which one can also employ to cure the disease by putting current through the electro-permeable point in a body.

$$V = i \times R \quad (1)$$



It seems to be challenging and specialized to handle the Ryodoraku instrument, but it is a good one to visualize a whole system to judge status of the autonomic nervous system. In the system, two metal probes are put on the skin to measure electrical conductivity between the cells. Here is one example of average values of resistivity on hand and foot; HF, $1.70 \times 10^6 \Omega m$ and $0.75 \times 10^6 \Omega m$ before and after treatment, respectively. In this connection, there are some examples of resistivity of the matters; pure water, 2.50×10^5 , paper, $10^4 \sim 10^{10}$, human being skin, $0.8 \times 10^6 \Omega m$ and metal is naturally $10^{-7} \Omega m$. The data are plotted in the chart as shown in Fig.7. To begin with, the current means to make electrons get into a body leading to better blood flow. In the same way, infoton in the water is not less effective than the current to a body, because infoton, $\langle H^+ \sim e^- \rangle$ possesses more reducing agent. Let us consider the parallel circuit (Figure 8).




Figure 7: Ryodoraku chart for treatment; H1~ F6 correspond to the electro-permeable points from head to foot. Left and right charts indicate before and after treatment, respectively. Longitudinal values show the mathematically constructed scale, in which the region between green lines indicates average values of twelve symmetrical lines on each side of the body. The less the outside of green lines are, the better the condition is.

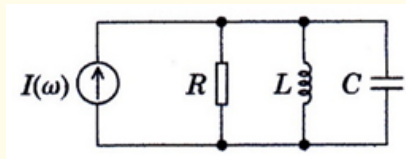


Figure 8: Typical parallel electric circuit equivalent to a human body system. (coil; L), resistivity (resistor; R), and capacitance (capacitor; C), and Y_p is defined as an admittance indicating larger values when voltage V is a constant. And much current flows from the outside of a body, the second term is constant with a fixed frequency (ω) and capacitance (C) according to the equation (2) and (3).

$$Y_p = \frac{1}{R} + j \left(\omega C - \frac{1}{\omega L} \right), \text{ namely, } Y_p \propto 1/V, \quad (2)$$

$$U = \frac{1}{2} Li^2 (\text{Joule}) \quad (3)$$

A capacitor store charges coulomb(C) in a series circuit, and current can flow in alternating circuit depending on an electrostatic

capacitance. The capacitor is like skin or a cell containing water. The cell membranes function as a semiconducting capacitor with the electrodes due to containing water in a layer usually, then we refer to a coil in the circuit. This work of the current can accumulate the energy indicated in the equation (3). The energy exists as the magnetic field in the coil (substituted to “tsubo” in a human body). Therefore, electric current i is essential for energy, too. The energy may bring their own immunity.

Conclusion

The water possessing weak energy may protect COVID-19 by the functions of the chemical reduction (anti-oxidation) to amino acids and change of the substances to fulfill the process for every cell with a simple electrical idea and method. Although, we have not completed the COVID-19 and the testing for the bacteria as we discussed here.

Acknowledgement

We thank you for Medical Dr N. Kato to treat and discuss the Ryodoraku instrument in Tokyo.

References

1. Sugihara S. Certificate of Trade Mark Registration No. 5138668, Japan Patent Office (2008).
2. Yukawa H. “Quantum Theory of Non-local Fields. Part I, Free Fields”. *Phys. Rev* 77 (1950): 219-226.
3. Sugihara S. “The Mechanism of Activation of Substances by Minimal Catalyst Water and Application in Keeping Foods Fresh”. *Water* 3 (2011): 87-94.
4. Sugihara S. “Deactivation of Radiation from Radioactive Materials Contaminated in Nuclear Power Plant Accident”. *Water* 5 (2013): 69-85.
5. Sugihara S., et al. Certificate of Patent No.6666528, Japan Patent Office (2020).
6. Yasui M., et al. “Rapid gating and anion permeability of an intracellular aquaporin”. *Nature* 402 (1999): 184-187.
7. Kozono D., et al. “Aquaporin water channels: atomic structure and molecular dynamics, meet clinical medicine”. *The Journal of Clinical Investigation* 109.11 (2002): 1395-1399.
8. Tsenkova R. “Aquapohomics: dynamic spectroscopy of aqueous and biological systems describes peculiarities of water”. *J. Near Infrared Spectroscopy* 17.6 (2009): 303-313.
9. Sugihara S., et al. “Microscopic Approach to Water by Using the DV-X α Method, and Some Innovative Applications”. Springer, Switzerland 10 (2015): 257-289.
10. Xiaolu Tang., et al. “On the origin and continuing evolution of SARS-CoV-2”. *National Science Review* 7.6 (2020): 1012-1023.
11. Oda H. “Ryodoraku Textbook”. Naniwa sha Publishing Inc., Osaka (1989).

Volume 1 Issue 4 December 2021

© All rights are reserved by Sunao Sugihara., et al.