

Platelet-rich plasma (PRP) Treatment for Erectile Dysfunction

Izharul Hasan*

Consultant Unani, Ayush Wellness Clinic, President Estate, New Delhi, India

***Corresponding Author:** Izharul Hasan, Consultant Unani, Ayush Wellness Clinic, President Estate, New Delhi, India.

Received: September 28, 2021; **Published:** November 01, 2021

Abstract

PRP, in any case called Platelet Rich Plasma, was expected to help men experiencing erectile dysfunction by improving sexual performance. The PRP Intimate shot is a non-surgical procedure for normal sexual upgrade clinically proven treatment option, with great many patients overall accomplishing improved sexual advantages. This procedure uses growth factors extricated from own sample blood, animating new tissue growth inside the penis. This process uses PRP, or Platelet Rich Plasma, a supplement and growth factors rich portion of own blood, making it protected and natural. The analysts presumed that PRP can possibly be a valuable treatment option for ED. PRP infusions for erectile dysfunction, now and again called the P shot, can help fortify erection. The P-Shot incorporates taking platelet-rich plasma (PRP) from your blood and imbuing it into penile tissue. This implies own cells and tissues and infuses them into penile tissues to promote tissue growth and purportedly give better erections. In any case, keep at the top of the priority list that the examinations had little sample sizes, and there weren't satisfactory comparison groups. More exploration is expected to comprehend the advantages of PRP treatment. The current evidence is for the most part episodic.

Keywords: PRP Treatment; P-Shot Treatment; Erectile Dysfunction

Introduction

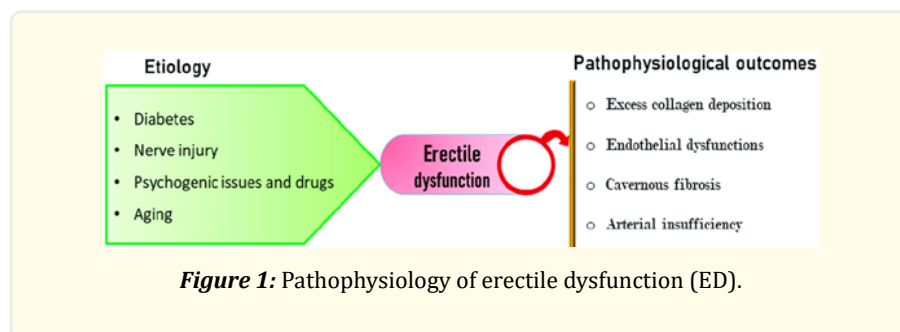
Platelet-rich plasma (PRP) discovered its utilization in treating various conditions and sicknesses, on the grounds that concentrated plasma PRP comprises of numerous growth factors. Their communication with encompassing cells, intracellular framework, and ar-biters at the site of infusion prompts tissue recovery. Angiogenic, vasculogenic, and regenerative impacts of PRP may be used for erectile dysfunction (ED) and Peyronie's disease (PD) treatment [1]. Erectile Dysfunction (ED) and Peyronie's Disease (PD) are crippling infirmities affecting patients' quality of life (QoL). Platelet-rich plasma (PRP) mixtures are one of the distinctive emerging approaches proposed to treat these afflictions [2]. Erectile dysfunction (ED) is portrayed as a powerlessness to accomplish or keep a penile erection that is adequate for sex [3]. It is a generally expected sickness that might contrarily affect male sexual wellbeing and quality of life [4]. It is assessed that the prevalence of ED in everybody changes somewhere in the range of 30% and 65% in men between the ages of 40 and 80, [5] and by 2025, approximately 322 million men worldwide will be determined to have ED [6]. Previously, ED was viewed as a completely psychogenic sickness; in any case, current proof proposes that ED pathogenesis is related with countless factors. About 80% of patients have something like a partial natural etiology [7].

Methodology

Up-to-date writing on PRP use for ED and PD treatment was investigated. The hunt depended on Pubmed, Cochrane Library, clinical-trials.gov data sets, with the accompanying catchphrases: "platelet-rich plasma" and additionally "erectile dysfunction" or potentially "Peyronie's disease" as well as "sexual dysfunction." Few cases took this treatment option at our facility so I think it is happy chance to incorporate these cases subtleties in ebb and flow paper.

Discussion

The etiology of ED might incorporate maturing, psychological issues, spinal injury, apprehensive problems, diabetes, sleep apnea, ongoing obstructive pulmonary disease, renal deficiency, enormous fibrosis, Peyronie's disease, and the antagonistic impact of medications (Figure 1).



Moreover, unreasonable utilization of medications and over pressure likewise lead to progressive ED. The progression of diabetes, cardiovascular problems, and hypertension likewise pose a high danger of ED and thus diminished moxie. A complete recuperation through therapeutic intercessions of ED is as yet a difficult undertaking in imparting erectile capacities, which is important to re-establish personal and social certainty. The presently accessible most normal treatment measures incorporate lifestyle the board, oral medications, psychotherapy, vacuum-helped gadgets, shock wave therapy, and injectable suppositories. Blood-determined platelet-rich plasma (PRP) has been considered as a potential regenerative material to conquer different issues including musculoskeletal and wound problems [8]. PRP is gathered through centrifuging blood and should be enacted for arrival of contained therapeutic biomaterials to display a therapeutic regenerative impact. Nonetheless, the application of PRP in coordinating the recovery of harmed tissues should be optimized according to the need and type of harmed tissues for repair.

PRP is actuated to deliver growth factors by utilizing energizers like thrombin, calcium chloride, and collagen; notwithstanding, the specific fixation and procedure for PRP enactment isn't grounded [9]. Cryopreservation and freeze drying are likewise compelling approaches to empower PRP stockpiling with a kept up with benchmark level of growth factors and their organic exercises with viability for broadened periods. Cryopreservation and freeze drying could likewise keep up with growth factors for longer time-frames [10]. Freeze drying has been displayed to keep up with platelet counts even following a month and adequately actuated osteoblast proliferation [11]. Next to, PRP and platelet-rich fibrin (PRF) polymerize rapidly, produce a more strong like gel structure, and have been prescribed to use in injury mending, ulcers, and sports-related injury [12]. The fibrin organization could settle the strong gel organization and control the sluggish arrival of growth factors [13]. Nonetheless, it was observed to be protected and viable at providing therapeutic help in urological messes [14]. Be that as it may, to build up the job of PRP in ED completely, broad clinical investigations are needed to optimize the therapeutic protocol and thus the viability and wellbeing.

Case 1

Patient # is 44 years of age and has been hitched for quite a long time. His marriage isn't equivalent to it used to be; he doesn't bond with the spouse so much, and they don't spend a great deal of time together. Therefore, Patient #1 is temporarily separated. He was taking anti-depression drugs and began drinking intensely. He put on weight. This spiraling lifestyle exacerbated his moxie and erection. He needed to accomplish something yet didn't have the foggiest idea where to begin. He needed to do this treatment to check whether it could improve his drive and erectile dysfunction. After 90 days, he stopped all meds, quit drinking and moved back with his better half, and they are happier than any time in recent memory. He said the PRP shot saved his life and marriage.

Case 2

Patient #2 is a 62-year-elderly person who has been hitched for quite a long time. He had a background marked by erectile dysfunction for no less than ten years. He had been taking numerous allopathic meds. He can get solidness about a fourth of the time; the remainder of the time he doesn't get immovability. The prescription doesn't keep going as long as it used to. He doesn't care for the deficiency of spontaneity and planning of his feast. He needs to quick for 1-2 hours and take the prescription 1-2 hours before intercourse. He is happily hitched and needed to please his significant other sincerely and physically. He cherishes his significant other. He needed to show her he actually wants her. They don't have closeness any longer due to his erectile dysfunction. Both he and his significant other are on hormonal replacement therapies and are both physically dynamic. He needed to do the PRP Shot for erectile dysfunction. In the wake of getting the PRP Shot, inside four weeks, he had the option to get a full erection without fail. By 90 days, he was excited to feel "essentialness" once more. He and his significant other currently have an extraordinary relationship like they had when they originally wedded.

Case 3

Patient # is 49 years of age and is an as of late separated from man who has Peyronie's Disease. The curve in his penis was not painful, yet he couldn't get completely erect compared to when he was more youthful. His drive was declining also his feeling of prosperity. He believed he was not "performing" too as he could. He felt unreliable with ladies and often abstained from dating. He felt hopeless and needed another life and standpoint. He hoped the P Shot would diminish the bowing, thicken his shaft, and increment his moxie. He got the P Shot around 2 years prior and it for sure diminished the twisting of the penis and thickened his shaft. The P Shot expanded his certainty and his charisma to pursue another relationship. He is as yet in a drawn out relationship. He feels the P Shot improved his quality of life and is completely happy with the result. Patient #3 prescribes the P Shot to any individual who needs to improve his sexual coexistence.

Evaluation and Diagnosis of Erectile Dysfunction (ED)

It needs a sexual history. Information incorporates how the Erectile Dysfunction developed, if have morning erections or not, any interpersonal problems with a sexual partner, and any danger factors like history of smoking, diabetes, elevated cholesterol, depression, hypertension, and liquor utilization. On the off chance that symptoms last over 90 days, it is pertinent and should be dealt with. The prior the treatment, the more prominent the shot at improvement or goal. A physical test is performed to really take a look at pulse for any strange enlarging in the furthest points and to actually look at the penis and scrotum for any masses, ebb and flow, scars, or pain to palpation. A computerized prostate test is expected. Examinations might require serum blood tests for chemicals like testosterone, prolactin, and thyroid chemicals. Raised prolactin and low testosterone and low or significant degrees of thyroid chemical can add to sexual dysfunction. Here and there, a more specialized test, for example, a penile shading Doppler ultrasound, will be finished during a pharmacologically-initiated erection to survey blood vessel and venous stream in the penis. It is fundamental that the patient answers all inquiries precisely and provides however much detail as could be expected during this assessment.

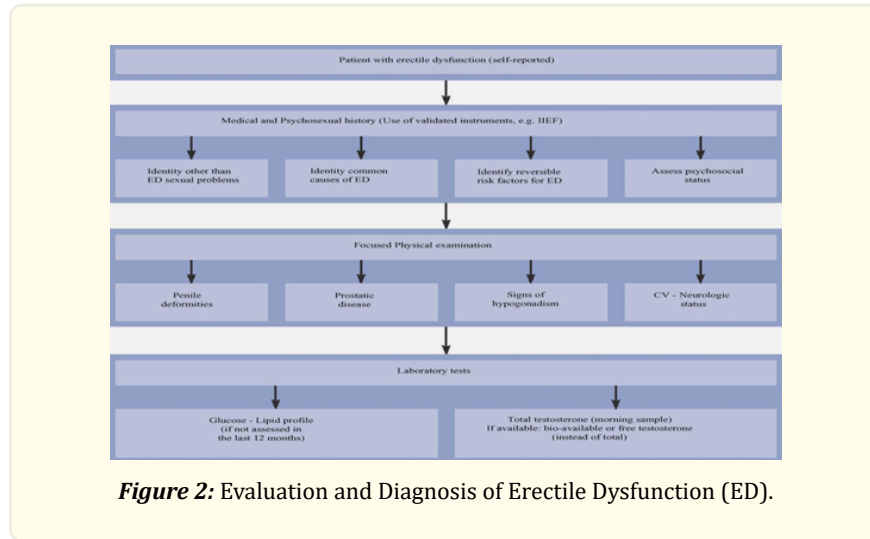


Figure 2: Evaluation and Diagnosis of Erectile Dysfunction (ED).

PRP Intimate Steps Procedure

- A clinical professional draws blood from the patient.
- Using a special axis method, growth factors are extricated from the blood and amassed into the PRP.
- Specific spaces of the penis are desensitized with nearby sedation and afterward infused with the PRP.
- Once it has been infused, it will invigorate blood stream and the growth of new tissue, permitting an expansion as far as size, endurance, and performance. Since the PRP utilizes the patient’s own blood, have a happier and better sexual coexistence with-out the incidental effects.

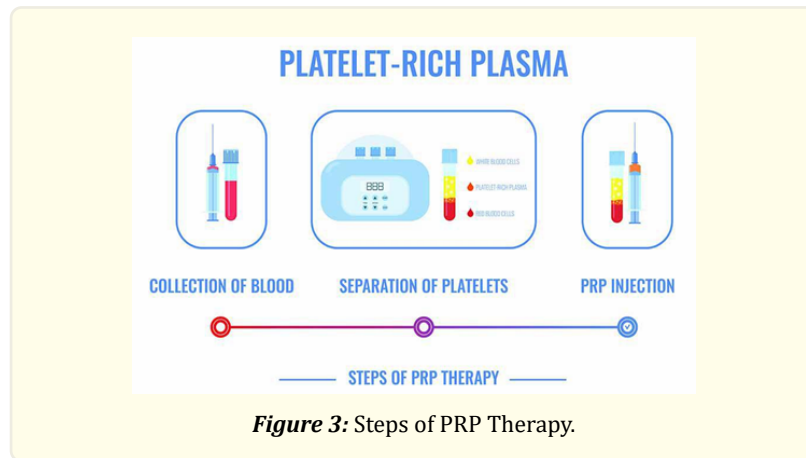


Figure 3: Steps of PRP Therapy.

Mechanism of Action

Infusion of platelet rich plasma (PRP) or mesenchymal undeveloped cells into the corpus cavernosum holds promise to improve ED and reestablish penile conduit and nerve work. To prepare PRP, platelets from hostile to coagulated blood are spun in an axis and concentrated. PRP contains in excess of 300 bioactive proteins, growth factors, and attachment atoms that can improve tissue mending and promote nerve and vascular tissue recovery [15]. The PRP in the P-Shot improves blood stream to the penis. The expanded course reestablishes your capacity to accomplish longer, more grounded and more feasible erections. The mending and growth factors in the

PRP revive existing blood vessels, and invigorate the production of fresh blood vessels. The outcome is fundamentally improved blood stream to the penis, and great blood stream is vital for erectile capacity. Notwithstanding, the Priapus shot accomplishes something beyond improve your capacity to get an erection. PRP therapy is a sort of undifferentiated cell therapy. It not just improves blood stream; the Priapus shot animates the growth of new cells in erectile tissues.

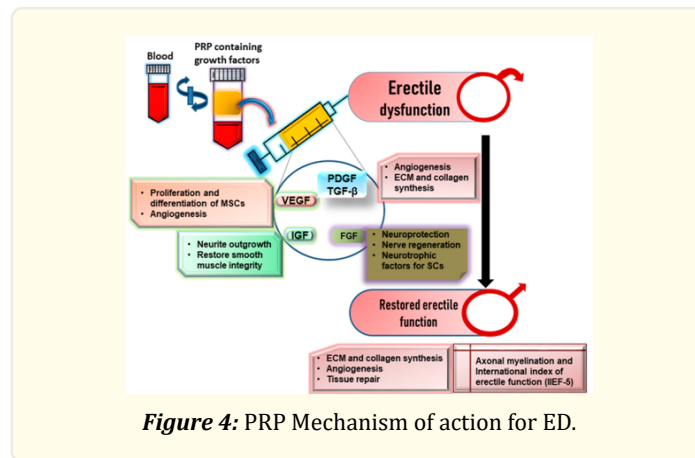


Figure 4: PRP Mechanism of action for ED.

The PRP matter got from blood comprises of exceptionally dynamic glycoprotein's – otherwise called growth factors – which are known for their capacity to promote wound mending and invigorate growth. When infused into the penis, these growth factors repair harmed cells and invigorate the production of new cells.

It brings about the proliferation of new tissues in the corpus cavernosa, the spongy tissues which get the greatest measure of blood during an erection. Thus, naturally, your capacity to get and keep an erection is improved generally.

The treatment simply revives the male organ. The purported impacts incorporate expanded blood stream to the penis, a recognizable expansion in bigness, and an increment in endurance, sensation, and pleasure.

PRP therapy may likewise bring about a checked expansion in sex drive and sexual responsiveness, as you are as of now not anxious about having intercourse. Erectile dysfunction, as a rule, is a psychological phenomenon. Now and again, when you have an off-night and can't perform well, it plays on repeat in your head. It may turn into a psychological hindrance and influence your performance the following time also. With PRP, sexual organ is completely revived, because of which feel more certain. Thus, can perform well.

Conclusion

PRP therapy is a profoundly powerful technique to treat and fix erectile dysfunction among all age groups. It is exceptionally protected and doesn't bring on any incidental effects. The impacts of PRP on harmed tissues and its regenerative capacities are very much reported. In this way, in case for a non-obtrusive, nonsurgical answer for performance issues, PRP therapy may be a decent decision for you. Accessible information shows the absence of antagonistic responses with PRP treatment. The investigations that found were restricted by little groups. This is the reason the information on wellbeing and adequacy ought to be taken cautiously. Nonetheless, notice that PRP therapy has the potential for treating male sexual dysfunction and may be significant in andrology. Taking everything into account, discoveries propose that bigger examinations just as placebo-controlled investigations are expected to add PRP to the treatment protocol in ED.

References

- 1) Maya V Epifanova., et al. "Platelet-Rich Plasma Therapy for Male Sexual Dysfunction: Myth or Reality?". *Sex Med Rev* 8.1 (2020): 106-113.

- 2) Mohammad H Alkandar, et al. "Platelet-Rich Plasma Injections for Erectile Dysfunction and Peyronie's Disease: A Systematic Review of Evidence". *Sex Med Rev* (2021).
- 3) "NIH Consensus Conference. Impotence. NIH Consensus Development Panel on impotence". *JAMA* 270.1 (1993): 83-90.
- 4) Salonia, et al. Is erectile dysfunction a solid proxy of general male wellbeing status? The case for the International Index of Erectile Function-Erectile Function area *J Sex Med* 9 (2012): 2708-2715.
- 5) Giovanni Corona, et al. "Age-related changes overall and sexual wellbeing in moderately aged and more seasoned men: results from the European Male Aging Study (EMAS)". *J Sex Med* 7 (2010): 1362-1380.
- 6) IA Ayta, et al. The probable overall expansion in erectile dysfunction somewhere in the range of 1995 and 2025 and some possible policy results, *BJU Int* 84 (1999): 50-56.
- 7) G Gandaglia, et al. An efficient survey of the relationship between erectile dysfunction and cardiovascular disease, *Eur Urol* 65 (2014): 968-978.
- 8) Evans CH. "Utilization of an antifibrotic specialist improves the impact of platelet-rich plasma on muscle recuperating after injury". *J. Bone Joint. Surg. Am* 95 (2013): e801-e802.
- 9) Dawood AS and Salem HA. "Current clinical applications of platelet-rich plasma in different gynecological problems: An appraisal of hypothesis and practice". *Clin. Exp. Reprod. Med* 45.2 (2018): 67-74.
- 10) McClain AK and McCarrel TM. The impact of four distinctive freezing conditions and time in frozen capacity on the centralization of normally estimated growth factors and compounds in equine platelet-rich plasma more than a half year. *BMC Vet. Res* 15 (2019): 292.
- 11) Kinoshita H., et al. "Freeze-Dried Platelet-Rich Plasma Induces Osteoblast Proliferation by means of Platelet-Derived Growth Factor Receptor-Mediated Signal Transduction". *Asian Spine J* 4.1 (2020): 1-8.
- 12) Dohan Ehrenfest DM., et al. Grouping of platelet concentrates (Platelet-Rich Plasma-PRP, Platelet-Rich Fibrin-PRF) for topical and infiltrative use in orthopedic and sports medication: Current agreement, clinical implications and perspectives. *Muscles Ligaments Tendons J* 4.4 (2014): 3-9.
- 13) Dohan Ehrenfest DM., et al. "Do the fibrin design and leukocyte content impact the growth factor arrival of platelet concentrates? A proof based answer comparing a pure platelet-rich plasma (P-PRP) gel and a leukocyte-and platelet-rich fibrin (L-PRF)". *Curr. Pharm. Biotechnol* 13.7 (2012): 1145-1152.
- 14) Matz EL., et al. Wellbeing and practicality of platelet rich fibrin framework infusions for treatment of normal urologic conditions. *Investig. Clin. Urol* 59 (2018): 61-65.
- 15) Pavlovic V., et al. "Platelet Rich Plasma: a short outline of certain bioactive components". *Open Med (Wars)* 11.1 (2016): 242-247.

Volume 1 Issue 3 November 2021

© All rights are reserved by Izharul Hasan.